



2MP GigE Camera

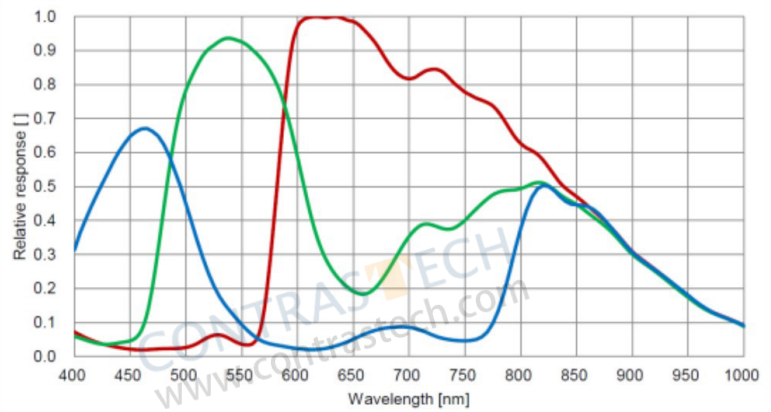
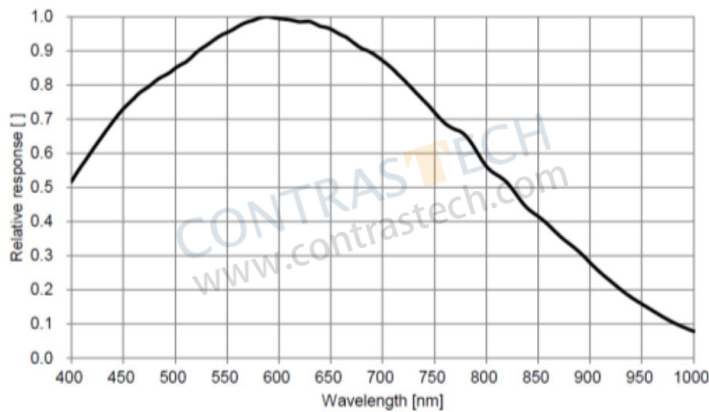
- 2MP @up to 60 fps
- Adopts GigE interface, POE power supply optional
- Compatible with GigE Vision Protocol, GenICam Standard, and the third-party software based on these protocol and standard
- Support Windows, Linux
- Up to 256MB local memory for burst transmission and retransmission



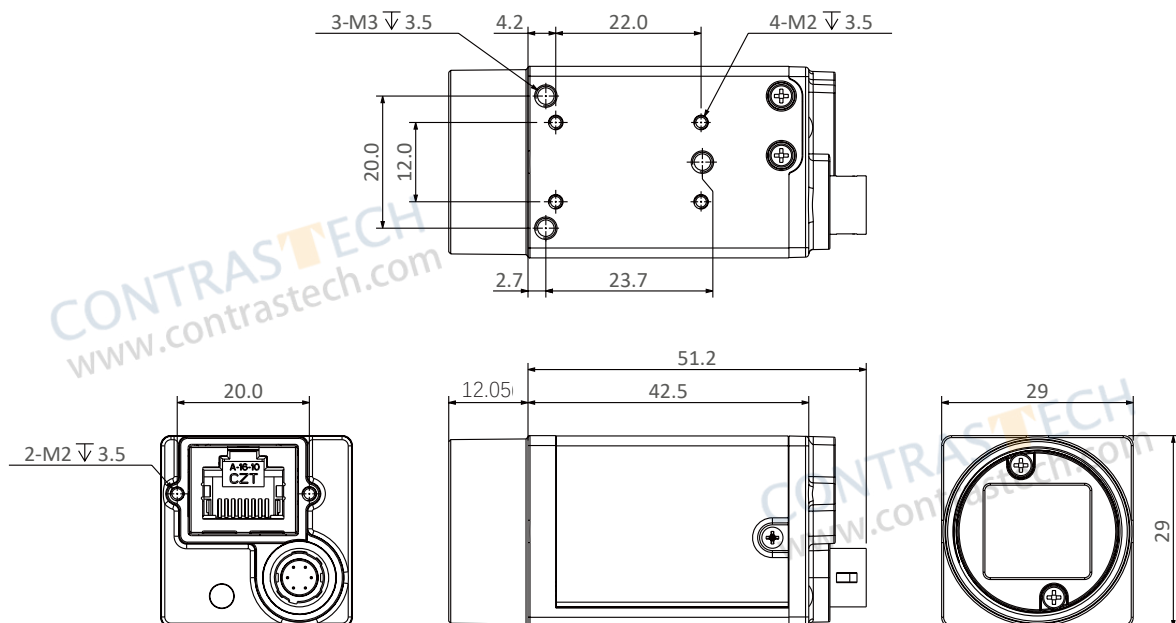
Applied range • Defect Detection • Surface Patch Detection • Visual Positioning • Size Measuring • QR Code Reading • VR/AR • Logistics

Camera	iCt9PMG20A-SE	iCt9PCG20A-SE
Resolution [H*V]	1624 × 1240	
Sensor	Sony IMX430	
Sensor Size	1/1.7"	
Sensor Tecchnology	Global, CMOS	
Pixel Size	4.5 μm × 4.5 μm	
Frame Rate	60 fps	
Data Bit	10 bit	
Exposure Time	1 μs~1 s	
S/N Ratio	38 dB	
Dynamic Range	60 dB	
Mono/Color	Mono	Color
Image Format	Mono8/10/10Packed	Mono8, BayerRG8/10/10Packed, YUV422_8_UYVY, YUV422_8
Interface	GigE	
Synchronization	Via hardware trigger、software trigger or free run mode	
Housing Size	29.0 × 29.0 × 42.0 mm (98g)(not including lens mount and rear case connector)	
Operating Temperature	-30~80 ° C (Storage), 0~50° C (Working)	
Lenses Mount	C-Mount	
Digital I/O	6Pin: Opto-isolated input x 1, opto-isolated output x 1, and bi-directional custom non-isolated I/O x 1	
Image Buffer	256MB	
Power Input	DC 9-24V, (PoE power supply optional)	
Power Consumption	12V @ ≈ 3.8W	12V @ ≈ 3.8W
Driver	Mars Series Camera Software Suite (iCentral) or 3rd party GigE Vision Software	
Operating System	Windows, Linux	
Conformity	GigE Vision V2.0, GenICam	

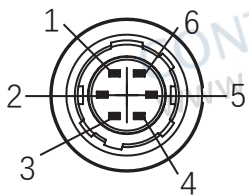
Spectral Response



Dimensions



IO Interface Definitions



Color	Pin	Signal	Description
Red	1	-	+9~24VDC Camera Power
Green	2	Line1	Opto-coupler Isolated Input
White	3	Line2	GPIO(Non-isolated software configurable input and output I/O)
Blue	4	Line0	Opto-coupler Isolated Output
Brown	5	GND	Opto-coupler Isolation Signal Ground (ISO_GND)
Black	6	-	DC Camera Power Ground and GPIO Signal Ground (GND)



The wire color of this user manual is the color of ContrasTech. If you use other manufacturers' cable color definitions may be different, random connection may cause the camera to burn out, please connect according to the I/O port type and pin definition or contact our technical staff for advise.

ContrasTech offers suitable cables. contact your sales representative to order cables.



No.8, Xiyuan 9th Road West Lake District, Hangzhou 310030 China

Tel: 86-571-89712238 Web: www.contrastech.com

Email: market@contrastech.com