

- 1.3MP @up to 92 fps
- Adopts GigE interface, POE power supply optional
- Compatible with GigE Vision Protocol, GenICam Standard, and the third-party software based on these protocol and standard
- Support Windows, Linux
- Up to 256MB local memory for burst transmission and retransmission

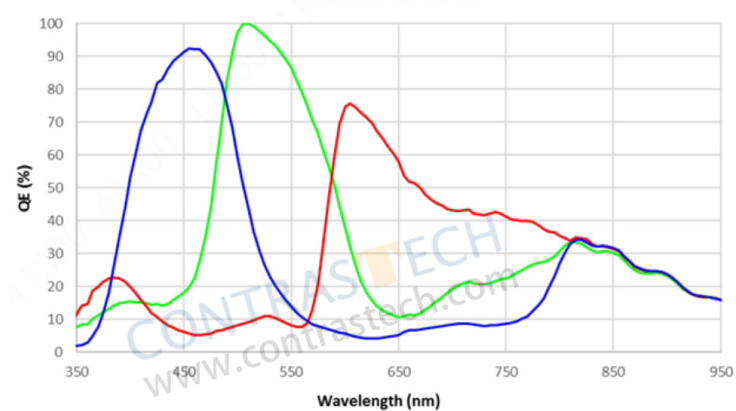
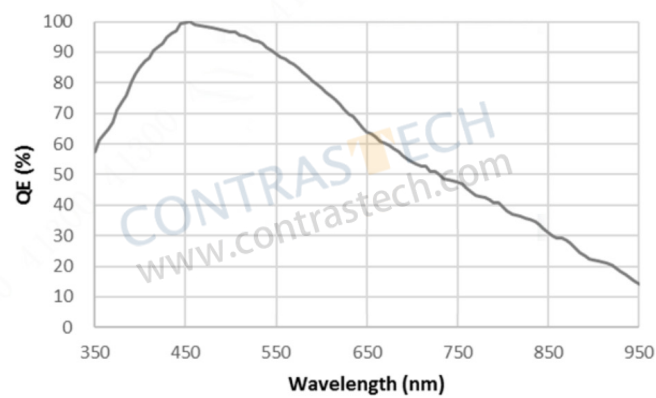


Applied range • Defect Detection • Surface Patch Detection • Visual Positioning • Size Measuring • QR Code Reading • VR/AR • Logistics

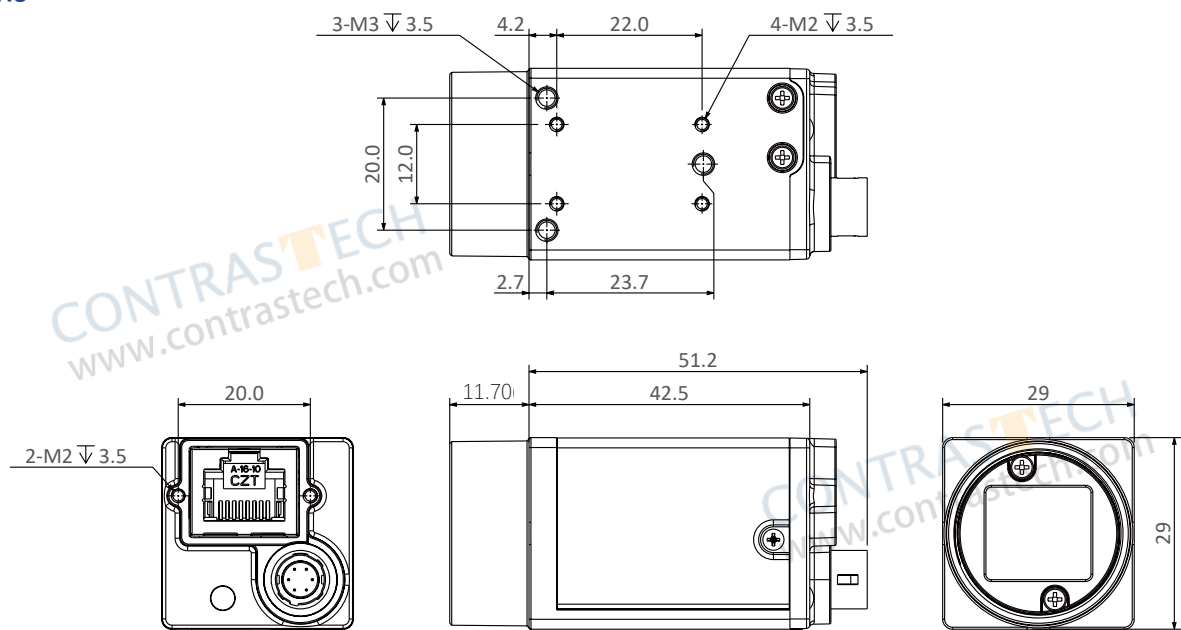
Camera	iCt2PMG13A-SE	iCt2PCG13A-SE	iCt20MG13A-SE	iCt20CG13A-SE
Resolution [H*V]	1280 × 1024			
Sensor	SS			
Sensor Size	1/2.7"			
Sensor Tecchnology	Global, CMOS			
Pixel Size	4.0 μm × 4.0 μm			
Frame Rate	92 fps			
Data Bit	10 bit		TBD	
Exposure Time	16 μs~1 s		TBD	
S/N Ratio	38 dB		TBD	
Dynamic Range	60 dB		TBD	
Mono/Color	Mono	Color	Mono	Color
Image Format	Mono8/10/10P	Mono8,BayerRG8/10/10Packed, YUV422_8_UYVY,YUV422_8	TBD	TBD
Interface	GigE			
Synchronization	Via hardware trigger、software trigger or free run mode			
Housing Size	29.0 × 29.0 × 42.0 mm (98g)(not including lens mount and rear case connector)			
Operating Temperature	-30~80 ° C (Storage), 0~50° C (Working)			
Lenses Mount	C-Mount			
Digital I/O	6Pin: Opto-isolated input x 1, opto-isolated output x 1, and bi-directional custom non-isolated I/O x 1			
Image Buffer	256MB		TBD	
Power Input	DC 9-24V, (PoE power supply optional)			
Power Consumption	12V @ ≈ 3.0W	12V @ ≈ 3.3W	TBD	TBD
Driver	Mars Series Camera Software Suite (iCentral) or 3rd party GigE Vision Software			
Operating System	Windows, Linux			
Conformity	GigE Vision V2.0, GenICam			

*USE: Ultra-short exposure

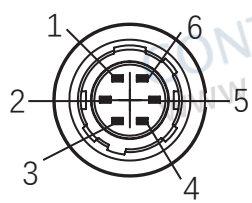
Spectral Response



Dimensions



IO Interface Definitions



Color	Pin	Signal	Description
Red	1	-	+9~24VDC Camera Power
Green	2	Line1	Opto-coupler Isolated Input
White	3	Line2	GPIO(Non-isolated software configurable input and output I/O)
Blue	4	Line0	Opto-coupler Isolated Output
Brown	5	GND	Opto-coupler Isolation Signal Ground (ISO_GND)
Black	6	-	DC Camera Power Ground and GPIO Signal Ground (GND)



The wire color of this user manual is the color of ContrasTech. If you use other manufacturers' cable color definitions may be different, random connection may cause the camera to burn out, please connect according to the I/O port type and pin definition or contact our technical staff for advise.

ContrasTech offers suitable cables. contact your sales representative to order cables.

